

*Clinical outcomes and experiences of trans people
accessing HIV care in England*

Peter Kirwan

Public Health England



Public Health
England

Clinical outcomes and experiences of trans people accessing HIV care in England

P Kirwan¹, S Croxford¹, M Kall¹, K Nambiar², S Nash¹, M Ross³, L Webb⁴, H Weeks⁵, A Wolton³, V Delpech¹

¹Public Health England, ²Brighton and Sussex University Hospitals NHS Trust, ³cliniQ London, ⁴LGBT Foundation, ⁵The National LGB&T Partnership



Public Health
England

Disclosure

PHE has received project grants from Gilead and ViiV Healthcare



Outline

- Revised questions
- Results from HARS dataset
- Results from Positive Voices survey
- Conclusions
- BASHH recommendations



How is gender collected?

CONFIDENTIAL REPORT OF:

- FIRST UK DIAGNOSIS OF HIV INFECTION** (Sections A, B & D)
[Excludes transfers of care within UK]
- and/or **ALL FIRST UK DIAGNOSES OF AIDS** (Sections A, C & D)
- and/or **DEATH WITHOUT AIDS IN AN HIV INFECTED PERSON** (Sections A, C & D)

HPA use only

C3

Rep Date

CHR No

C

AIDS/
DwoA No

A: ALL REPORTS

Hospital/Centre

Dept./Ward

Reporting Consultant

Telephone

PATIENT DETAILS

Soundex code/surname

Initials

DOB

 / /

Sex

M


F

Clinic/Hosp No

If in UK temporarily, usual country of residence

Country of birth

If not UK, date of first arrival (mm/yy)

 / 



Revised questions

A2 How do you identify your gender?

Woman
(including trans woman)

Man
(including trans man)

Non-binary

In another way

Prefer not to say

A3 Is this the same gender you were assigned at birth?

Yes

No

Prefer not to say

Two-stage question developed in collaboration with CliniQ, the LGBT Foundation, and a partnership of other LGB&T organisations.



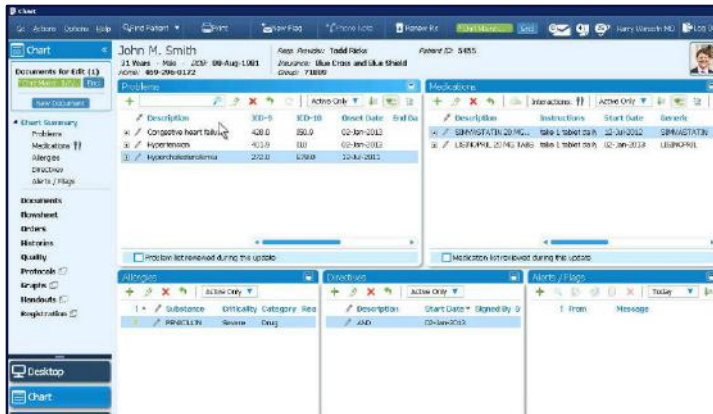
HARS

HIV & AIDS Reporting System

National system for monitoring HIV outpatient care in England

Collects clinical data at every attendance

Gender identity data **may be partially complete**, this is being addressed through continued follow-up with clinics and improved guidance

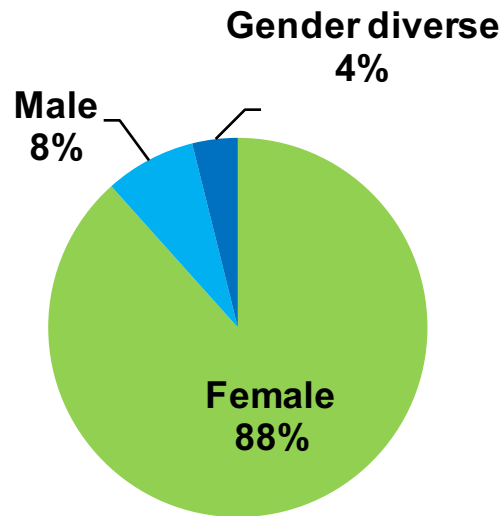




Trans people accessing HIV care

123 trans people were recorded as accessing HIV care in England in 2017 (0.14% of all people in care)

Gender identity

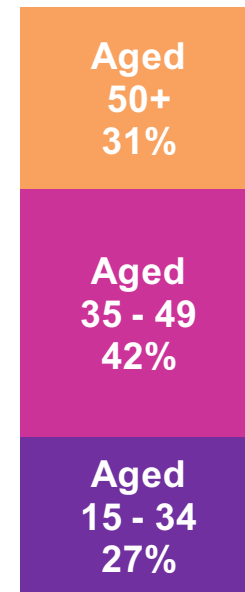


Residency

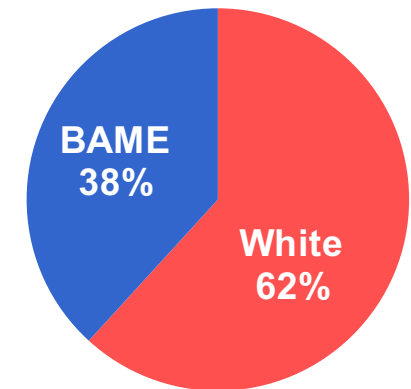


56%
live in London

Age group



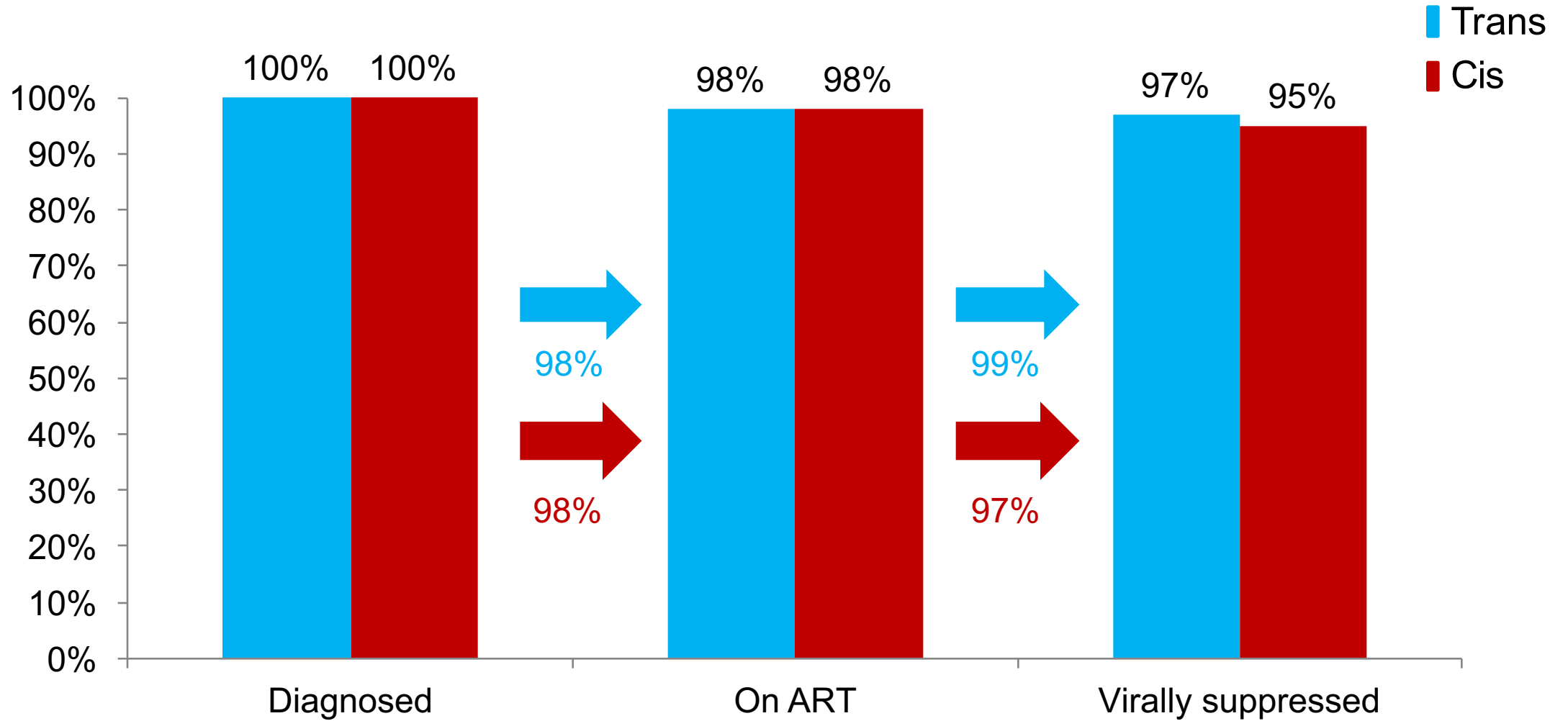
Ethnicity



Further breakdowns are published online: <https://www.gov.uk/government/statistics/hiv-annual-data-tables>



Cascade of HIV care, UK 2017





Clinical outcomes

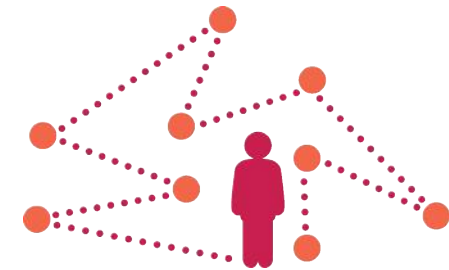
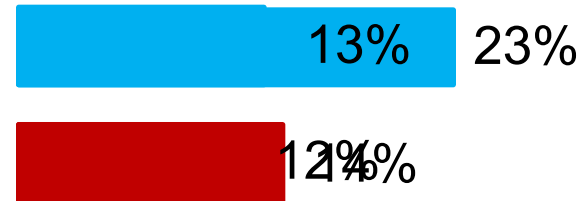
Diagnosed late*

*CD4 count < 350 cells/mm³

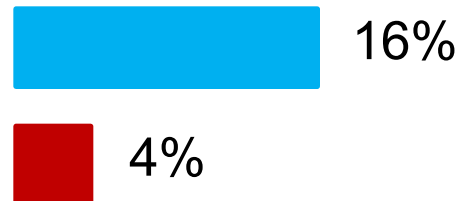


■ Trans
■ Cis

Clinical complexity
(excluding psychiatric care)



Under active
psychiatric care





Survey of people living with HIV

PositiveVoices

the national survey of people living with HIV



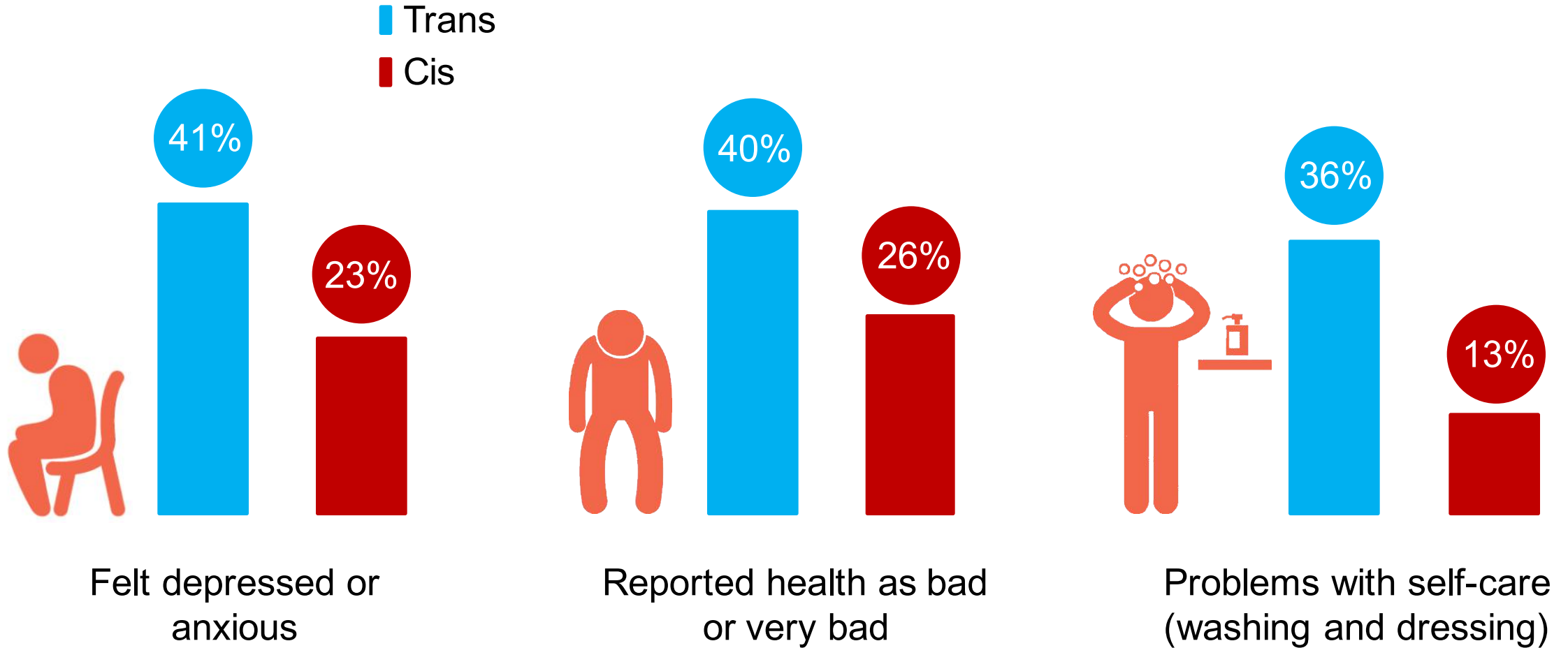
A representative sample of people living with HIV in England and Wales were invited to complete the survey

4,424 people responded, of whom **39 (0.88%)** identified as trans or non-binary

Questions about living with HIV, health service use, met and unmet need, relationships etc.



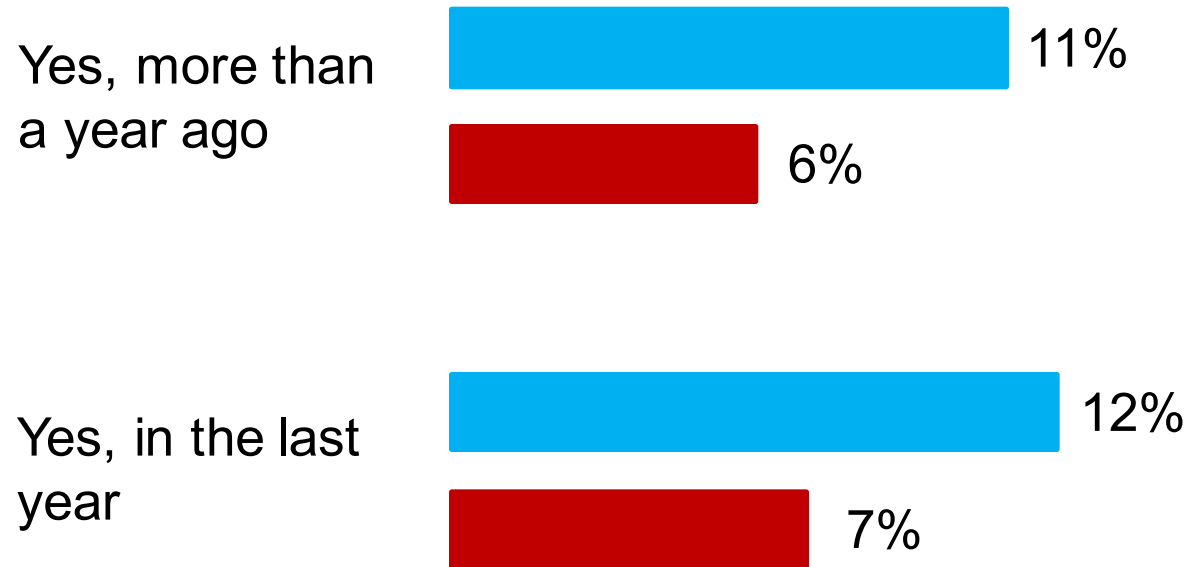
Health and quality of life





Delayed or refused healthcare

Felt you were refused health care or delayed treatment or medical procedure because of your HIV?



■ Trans
■ Cis



Conclusions

- For the first time we have presented information on trans people accessing HIV care
- Trans and non-binary gender identity may be under-reported by clinicians, improvements in data quality will lead to better representation of trans people in HIV and STI data
- Trans people have high levels of ART uptake and viral suppression
- Trans people reported higher levels of depression and anxiety, stigma in healthcare settings, and worse health overall, which needs to be addressed



Please read...

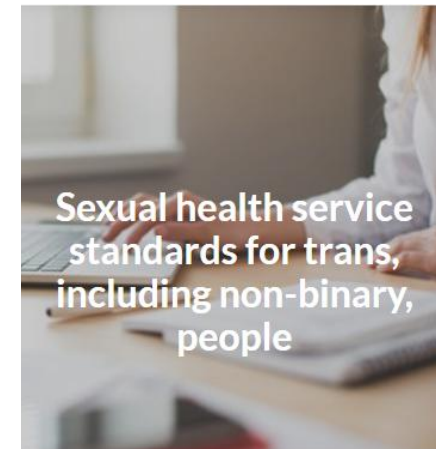
BASHH



RECOMMENDATIONS FOR INTEGRATED SEXUAL HEALTH SERVICES FOR TRANS, INCLUDING NON-BINARY, PEOPLE

- Service design
- Clinical aspects
- Legal considerations

www.bashh.org/about-bashh/publications/





Thank you

We gratefully acknowledge the continuing collaboration of people living with HIV, as well as clinicians, microbiologists, immunologists, public health practitioners, occupational health doctors, nurses and other colleagues who contribute to the surveillance of HIV and STIs in the UK.

Thank you to all Positive Voices survey participants & staff at 73 recruiting HIV clinics.

Thank you to Jane Sheppard for infographic design

Special thanks to Juno Roche and Michelle Ross

Questions?