


British HIV Association
Standards of Care
for People Living with HIV
2013

Dr Paul Cosford
Incoming Director for Health Protection,
Public Health England



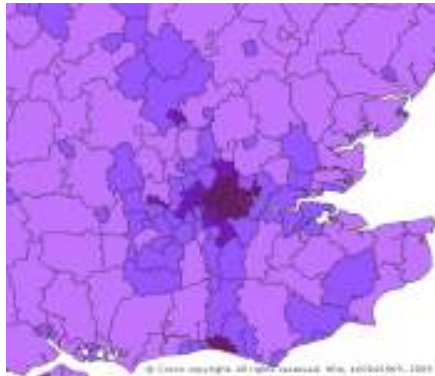
**Standards of care & their
impact on public health**



Dr Paul Cosford
Acting Chief Executive, Health Protection Agency
Director for Health Protection & Medical Director,
Public Health England

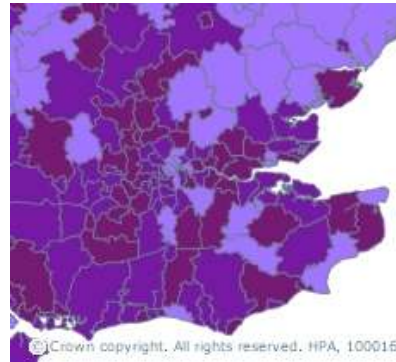
British HIV Association standards launch
29 November 2012

Measures of need and quality of service by local authority - HIV



- 0 - 1
- 2 - 3
- 4 - 5
- 6 - 15

HIV diagnoses per 1000 15-59 yr olds

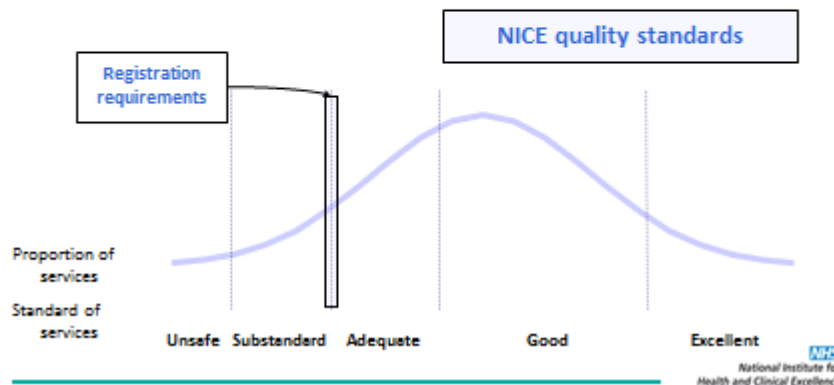


- 0.0 - 45.0
- 45.1 - 58.1
- 58.2 - 88.9


% with CD4 count <350 at time of diagnosis

Driving quality improvement

Quality Standards are designed to be aspirational, yet achievable, statements that will drive quality improvements. There is an average of 10 measurable statements in each quality standard.




NHS Outcomes Framework



Domain 1	Preventing people from dying prematurely;
Domain 2	Enhancing quality of life for people with long-term conditions;
Domain 3	Helping people to recover from episodes of ill health or following injury;
Domain 4	Ensuring that people have a positive experience of care; and
Domain 5	Treating and caring for people in a safe environment; and protecting them from avoidable harm.

The new public health system



The New Health

“The focus will be on outcomes. A new Public Health Outcomes Framework will set out key indicators of public health from the wider determinants of health through to effectiveness in reducing premature mortality”

rtment
alth

The summary :

Public Health Outcomes Framework

3 Improving the wider determinants of health

Objective
Improvements against wider factors that affect health and wellbeing and health inequalities

Indicators

- Children in poverty
- School readiness (Placeholder)
- Pupil absence
- First time entrants to the youth justice system
- 16-19 year olds not in education, employment or training
- People with mental illness or disability in settled accommodation
- People in prison who have a mental illness or significant mental illness (Placeholder)
- Employment for those with a long-term health condition including those with a learning difficulty, disability or mental illness
- Sickness absence rate
- Killed or seriously injured casualties on England's roads
- Domestic abuse (Placeholder)
- Alcohol crime (including sexual violence) (Placeholder)
- ...
- The percentage of the population affected by ... (Placeholder)
- Statutory homelessness
- Utilisation of green space for exercise (Placeholder)
- Fuel poverty
- Social connectivity (Placeholder)
- Older people's perception of community safety (Placeholder)

3 Health protection


Objective

The population's health is protected from major incidents and other threats, while reducing health inequalities

Indicators

- Air pollution
- Chlamydia diagnoses (15-24 year olds)
- Population vaccination coverage
- People presenting with HIV at a late stage of infection
- Treatment completion for tuberculosis
- Public sector organisations with board-approved sustainable development management plans
- *Comprehensive, agreed inter-agency plans for responding to public health incidents (Placeholder)*

Improving outcomes in HIV care



Evidence

Guidelines

Standards

Outcomes

HPA & others

- What works
- Information & surveillance

BHIVA/NICE

- Services required

BHIVA

- Quality of services

Outcome indicators

- PHOF
- NHS outcomes framework

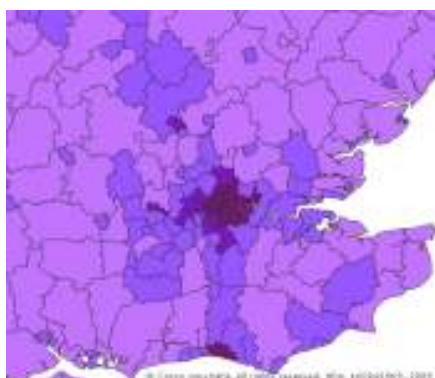
Assessment:
Surveillance, audit, clinical effectiveness, outcome measures

Characteristics of a good standard



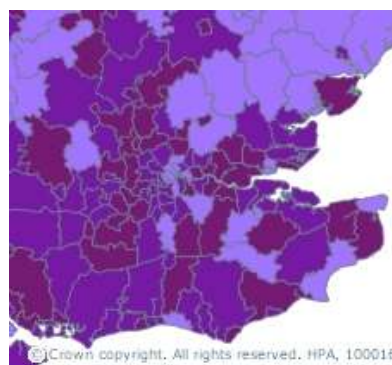
- Aspirational
- Achievable
- Measurable

Measures of need and quality of service by local authority - HIV



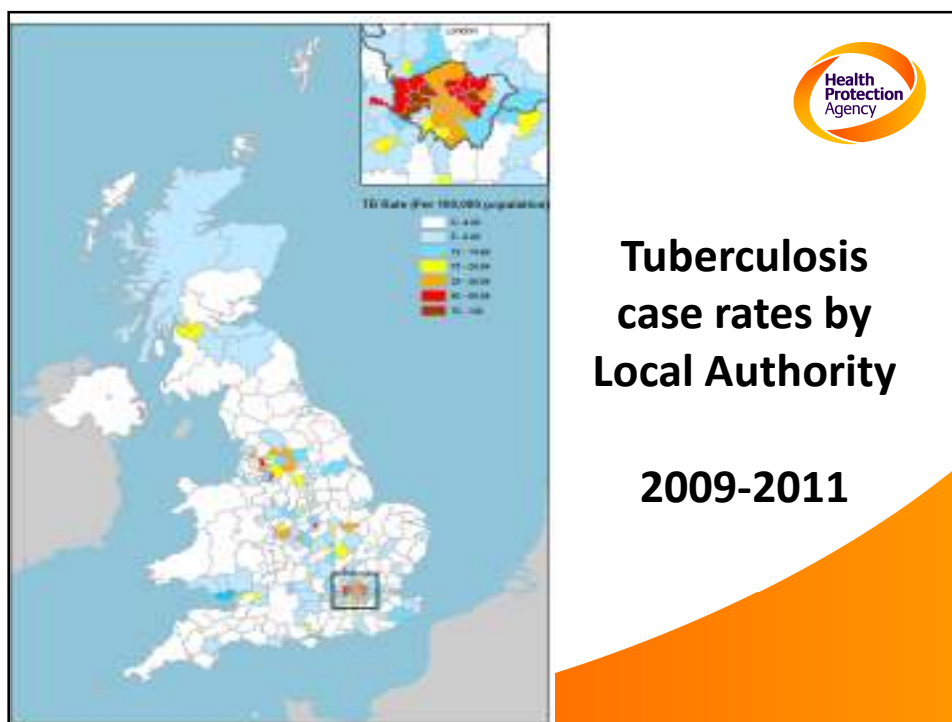
HIV diagnoses per 1000 15-59 yr olds

0 - 1
2 - 3
4 - 5
6 - 15



% with CD4 count <350 at time of diagnosis

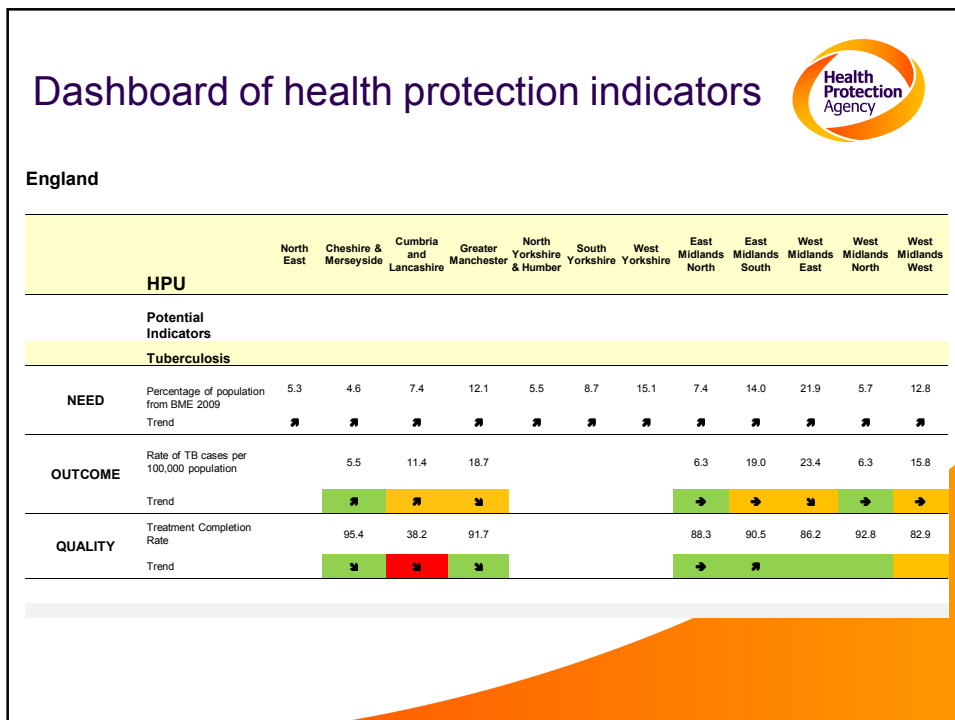
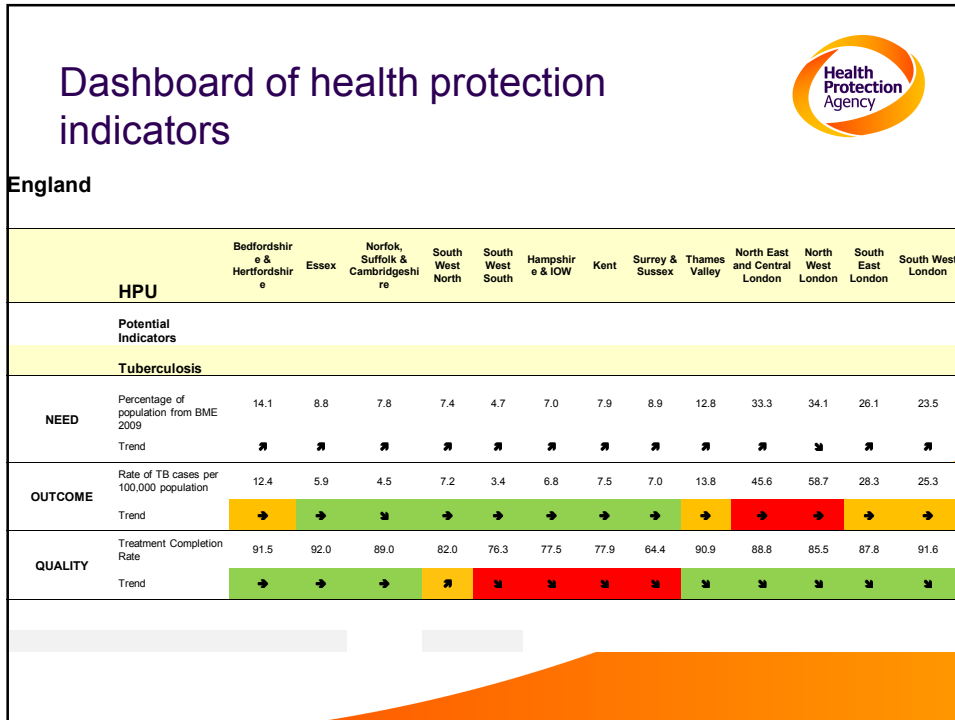
0.0 - 45.0
45.1 - 58.1
58.2 - 88.9



TB treatment outcomes 12 months post diagnosis

Health Protection Agency

Treatment outcome	n	%
Completed	6850	83.8
Died	436	5.3
Lost to follow-up	359	4.4
Still on treatment	325	4.0
Stopped	81	1.0
Transferred out	95	1.2
Not completed (unknown reason)	4	0.1
Unknown outcome	21	0.3
Total	8,171	100





British HIV Association

Standards of Care
for People Living with HIV
2013

Launch Event

Thursday 29 November 2012
Royal College of Physicians, London

